




Whitley Workstations Whitley A35 Anaerobic Workstation

don whitley
scientific



Sample manipulation within a secure anaerobic environment is now as easy as working aerobically at the laboratory bench. The Whitley A35 Anaerobic Workstation has been created by listening to customer needs and fulfils the diverse specifications of both research and clinical customers.

Even with a relatively small footprint incubation capacity is maximised and creates the perfect controlled environment, for large or small numbers of samples.

Complete with a built-in, rapid airlock and an intuitive touchscreen control panel, this workstation also allows you the option of working completely glove and sleeve free if fitted with instant access porthole system. You can, however, specify your A35 with a conventional sleeve and cuff porthole system.

Both the working and storage areas of the chamber are temperature controlled with an impressively low temperature gradient throughout. This allows the full internal chamber volume to be used for incubation if desired.

The optional Instant Access Porthole System eliminates gloves and sleeves - uses eight times less gas than conventional porthole systems

Rapid, built-in airlock with mechanical and electrical interlocks - no risk of compromising conditions inside the chamber, flushed with nitrogen as an additional cost saving

Innovative touch screen interface with password-protected user levels

Available with Removable Front

Dual gas operation

Automatic commissioning cycle

Automatic de-humidity control system – no user maintenance necessary

Available with integrated Anaerobic Indicator System



A major advantage of the sleeveless system is that it uses eight times less gas when entering the workstation compared with a conventional porthole system. The airlock is flushed with nitrogen as an additional cost-saving.

If you need to regularly deep clean your workstation chamber or want the facility to introduce small items of equipment or samples in bulk, you may prefer to order your A35 with a removable front. A removable front can be specified with Instant Access Ports or with a conventional port system using traditional sleeves and cuffs. The conventional port option is ideal for users wishing to enter the workstation less frequently for longer working periods.

The A35 is also now available with a fully integrated Anaerobic Indicator System. This factory-fitted option displays real time oxygen levels using coloured segments - green, amber or red - depending upon the percentage of oxygen present. The data gathered can be downloaded for further analysis.

Whatever your application, we can tailor the Whitley A35 Workstation to your requirements. For example, if you want to be able to use electrical equipment inside the chamber, you could include the option of an internal double electrical socket.

The A35 Workstation will accommodate between 400-600 x 90mm Petri dishes depending on whether plate carriers are used and which accessories and system options have been incorporated.

Specification

| | | |
|--------|------|--|
| A07000 | 230V | Whitley A35 Anaerobic Workstation External dimensions (L x H x D) 1255mm x 710mm x 720mm (without removable front) |
| A07001 | 115V | |

In the interests of a policy of continuous product improvement the company reserves the right to alter product specifications without prior notice. All rights reserved. © 2012 Don Whitley Scientific Limited.

Don Whitley Scientific Limited

14 Otley Road, Shipley, West Yorkshire, BD17 7SE, England.

Telephone: +44 (0)1274 595728 Fax: +44 (0)1274 531197

Website: www.dwscientific.co.uk Email: info@dwscientific.co.uk

Whitley A35 Anaerobic Workstation/1087-03/November 2013

www.dwscientific.co.uk

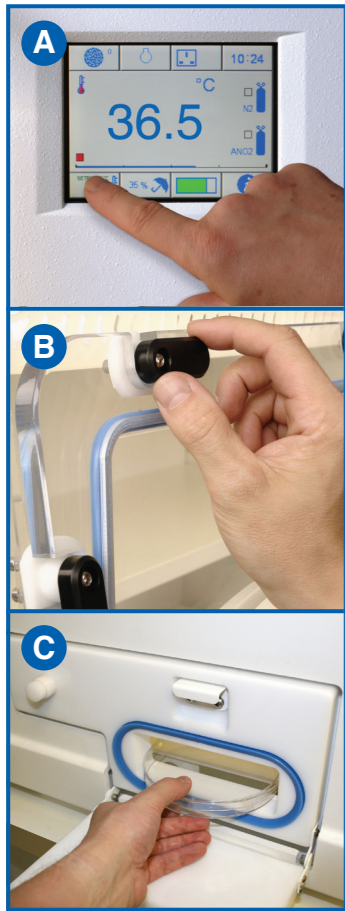
About Don Whitley Scientific

For over thirty years we have pioneered the development and use of modified atmosphere workstations for microbiology and cell culture applications

More than 2000 of our workstations are in use in fifty countries

Worldwide technical support

Scientific guidance available from our own in-house contract laboratories


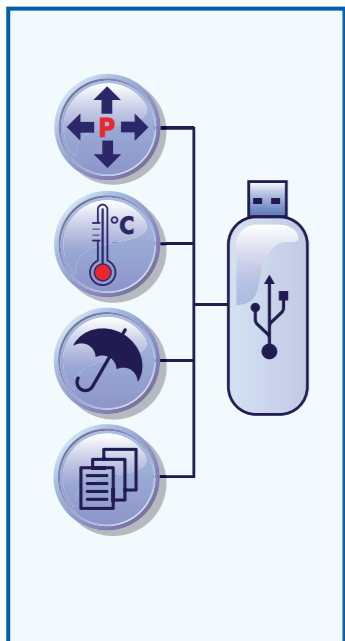


(A) Intuitive operational software accessed via a full colour touch screen interface

(B) Optional easily removable front for equipment and bulk sample transfer and thorough cleaning

(C) Optional 9cm Front Loading or 15cm Side Entry Letterbox - Ideal for introducing individual samples quickly

Convenient USB memory stick download of temperature, humidity, internal pressure and events log



A35 Anaerobic Workstation fitted with the Instant Access Porthole System - The integral 12 litre, rapid-cycle airlock has the capacity to introduce up to 40 Petri dishes or small items of equipment into the workstation in 60 seconds. An optional 15cm letterbox can be specified, ideal for quickly transferring all sizes of dishes and small items.

Factory-Fitted Options

- A07208 9cm Front Loading Letterbox** - Ideal for quickly introducing small quantities of samples.
- A06103 15cm Side Entry Letterbox** - Ideal for quickly introducing small quantities of samples.
- A06106 Double Internal Socket** - (1 Amp maximum)
- A02945 Spare Cable Gland** - The standard cable gland allows cables and probes (3mm - 7mm in diameter) to be introduced into the chamber without compromising internal conditions. More than one gland can be fitted. Glands to accommodate larger diameters are available please discuss with our technical staff.
- A07201 Anaerobic Indicator System (includes data logging)** - Provides confirmation that anaerobic conditions exist inside the workstation and an early indication if conditions begin to vary.

Software/Accessories

- A07200 Data Logging** - For temperature, humidity, chamber pressure and events log.
- A06110 Trolley** - Custom-designed trolley frees up bench space and allows the workstation to be moved easily.
- A06114 Internal Storage Tray / maximum of 2 per unit** - One or two trays can be positioned under the shelf. This is either a factory-fitted option or trays can be fitted on-site.
- A00006 Gas Leak Detector**
- A03872 10 Plate Petri Dish Rack Coloured Label Set (x140 / 7 different colours)** - Enables users to colour code individual stacks of Petri dishes. Notes can be written on the reusable tags using either water soluble or permanent markers.
- A02534 10 Plate Petri Dish Rack**
- A07211 A35/A45 Spotlight Assembly** - assists in specimen examination and the early identification of sample growth.



Order Code: A07000 / A07001



Order Code: A07010 / A07011



Order Code: A07100 / A07101



Order Code: A07020 / A07021



A35 Instant Access Portholes - just three easy steps to use

4. Basket Tag Set for 20 & 30 plate racks

5. The new directional workstation spotlight assists in specimen examination

